

DIRECTIONS

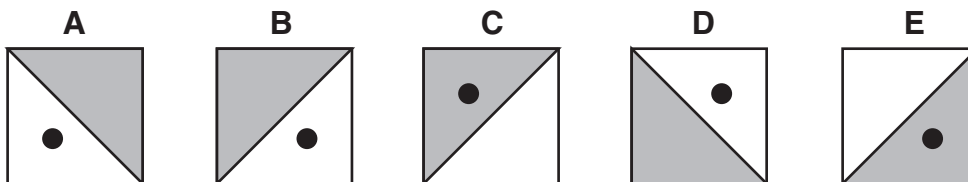
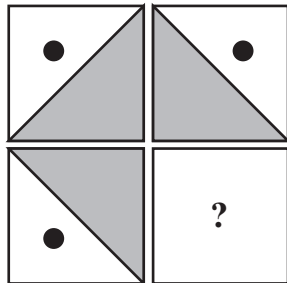
This is a test to find out how good you are at thinking about and solving problems. It contains questions about words, numbers and pictures. Carefully read each question and then answer it before you go on to the next question. There are five choices for every question. Choose the one answer that you think is best.

PRACTICE QUESTIONS

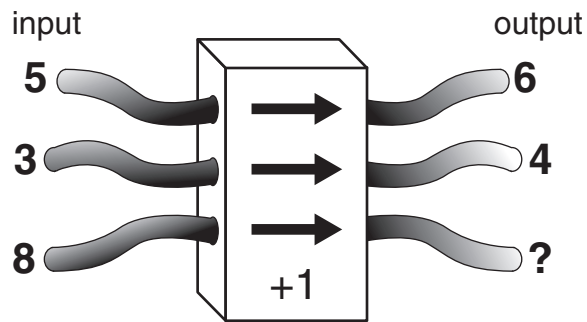
P1 Which word does **not** go with the other four?

- A pear
- B apple
- C orange
- D mango
- E sandwich

P2 Which picture completes the pattern?



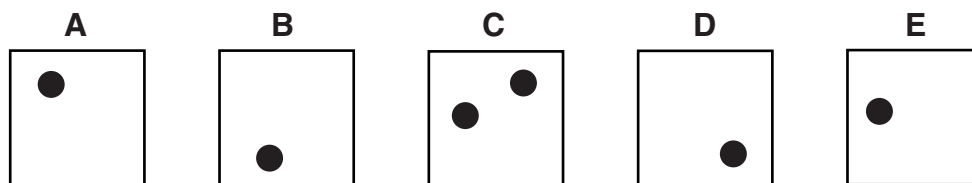
P3 The machine uses a rule to change any number that is put into it.



What is the missing output?

- A 5
- B 6
- C 8
- D 9
- E 10

P4 In this row there are five pictures. Four of the pictures are alike in some way. Find the one that is different.

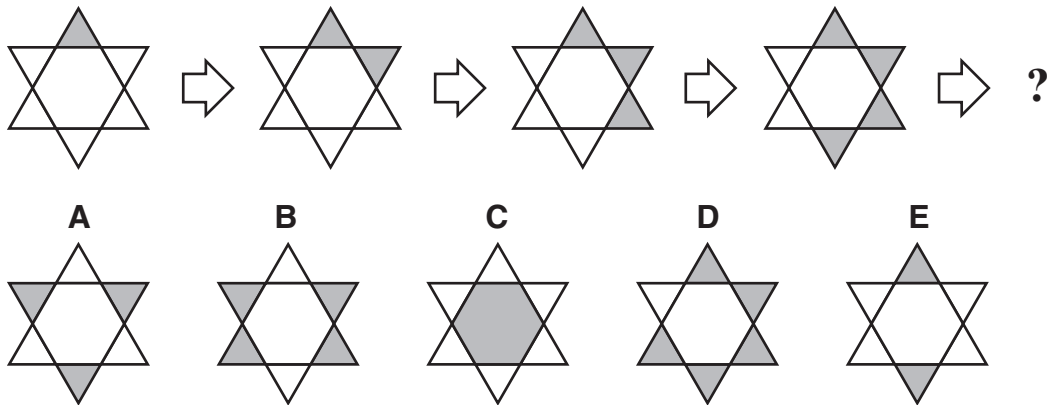


P5 kitten → cat so puppy → ?

- A dog
- B fish
- C bird
- D horse
- E kangaroo

GO STRAIGHT ON

P6 Which picture is next in the sequence?



The correct answer to **P1** is **E**. A sandwich is not a fruit, and all the others are fruit.

The correct answer to **P2** is **B**. The missing square should have shading in the top left and a black dot in the bottom right.

The correct answer to **P3** is **D**. To get the output, the machine adds one to the input.

The correct answer to **P4** is **C**. All the squares except C have one dot inside.

The correct answer to **P5** is **A**. A kitten is a young cat, and a puppy is a young dog.

The correct answer to **P6** is **D**. The number of shaded triangles increases by one each time.

- You will have 40 minutes to complete the test.
- You may re-read a question as many times as you need to.
- Remember that you mark only the one best answer for each question.
- If you want to change your answer, rub out your first mark completely, then fill in another bubble to show your new answer.

INSTRUCTIONS FOR THE ANSWER SHEET

- Use pencil only, preferably 2B.
- Do **not** use red pen or felt-tip pen.



Start by filling in the information at the top of the Answer Sheet. Your teacher will help you with this.

Please MARK LIKE THIS ONLY:

Example: Mark the bubble corresponding to your answer.

1	<input type="radio"/> A	<input checked="" type="radio"/> B	<input type="radio"/> C	<input type="radio"/> D	<input type="radio"/> E
2	<input type="radio"/> A	<input type="radio"/> B	<input type="radio"/> C	<input checked="" type="radio"/> D	<input type="radio"/> E
3	<input checked="" type="radio"/> A	<input type="radio"/> B	<input type="radio"/> C	<input type="radio"/> D	<input type="radio"/> E

Try each question as you come to it. Work as quickly and carefully as you can. Do not spend too long on one question, even if it is hard. Follow the question numbers down the columns on your Answer Sheet.

If you want to write something to help you find an answer to a question, use some spare paper – do not write on the question booklet.

DO NOT TURN THE PAGE UNTIL YOU ARE TOLD TO DO SO